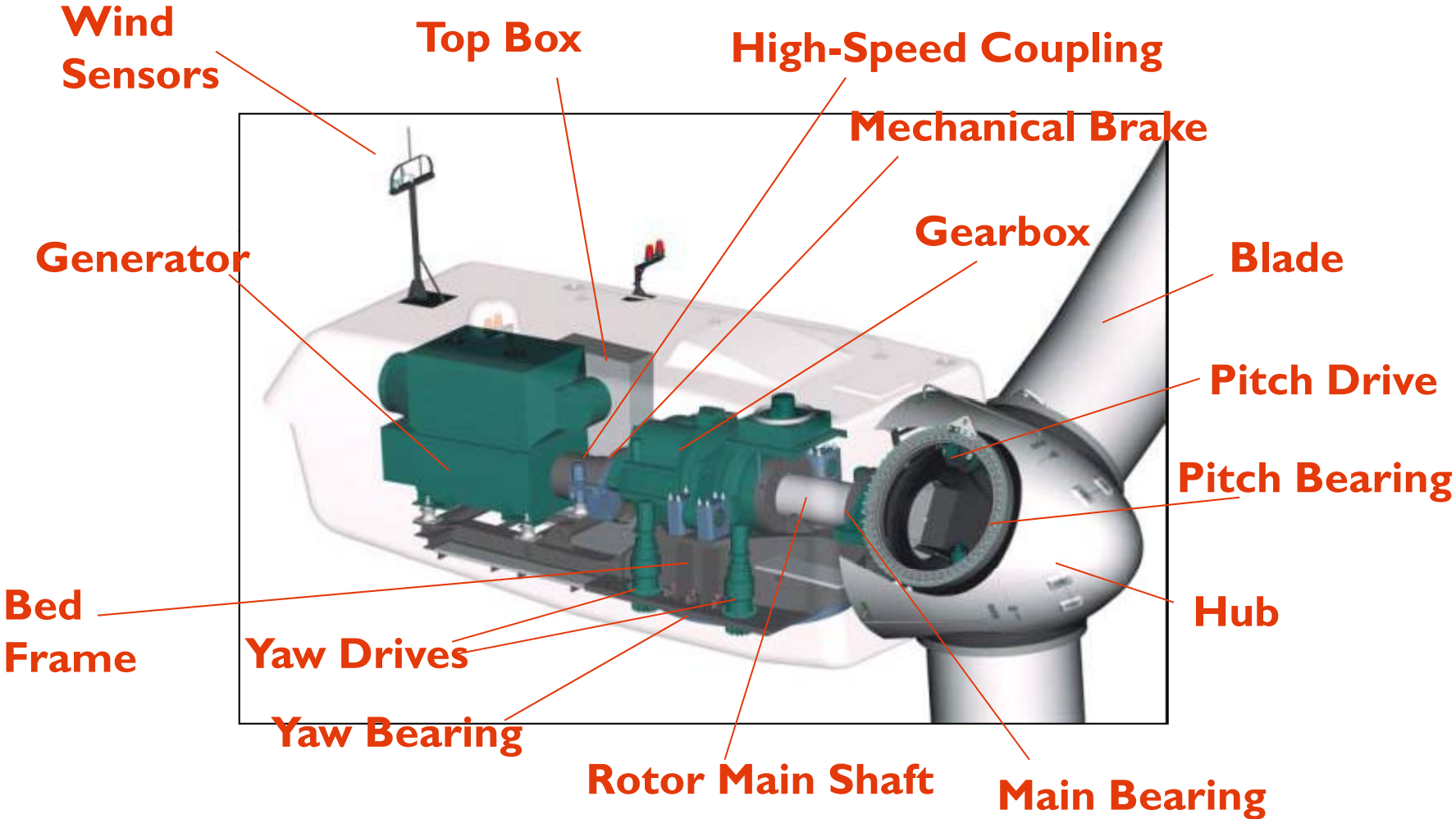


BSA Industry Brief: Wind Power

Equipment/Application Overview



BSA Industry Brief: Wind Power

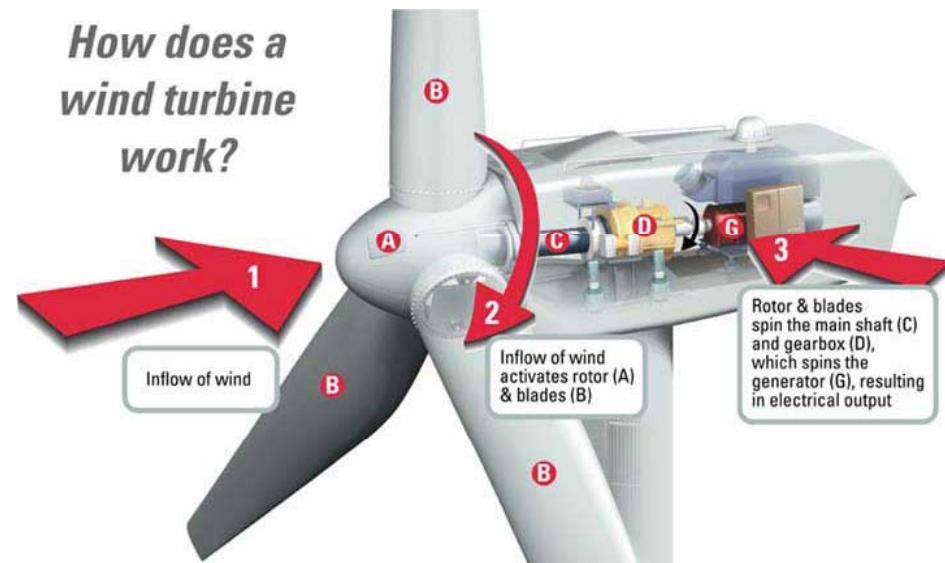
How Wind Turbines Work



Wind is a form of solar energy. Winds are caused by the uneven heating of the atmosphere by the sun, the irregularities of the earth's surface, and rotation of the earth. Wind Turbines convert the kinetic energy in wind into mechanical power.

When the turbine blades turn, they rotate a low-speed shaft that is connected to a gear. This gear turns a smaller speed shaft that has a tighter rotation with greater torque, essentially concentrating the energy so it can move the rotor at much higher speeds than the wind moves the blades.

This process works by moving magnetic fields created by copper wire wound around a metal core, a common electromagnetic device. As the coils are turned and the magnetic fields shift, they create a charge that is then channeled in cables, creating a flow of electricity.



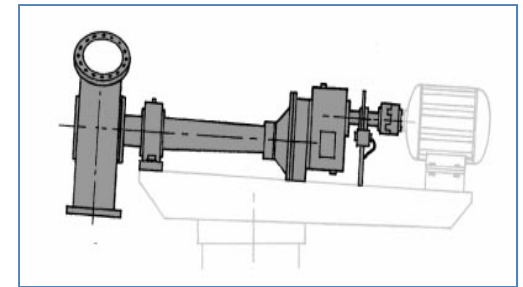
BSA Industry Brief: Wind Power

Main Shaft



- **Application Overview:**

After the wind load is transferred through the rotor, the main shaft bearing transmits the rotational torque to the gearbox.




- **Bearing Applications:**

Self-aligning spherical roller bearings are mainly utilized for the main shaft bearings because of their superior aligning characteristics and load durability.

- **Items to Consider:**

When selecting bearings for the main shaft one must consider rotor rotational speeds, appropriate loads, the shaft, housing rigidity, and lubrication.



BSA Industry Brief: Wind Power

Gear Box



- **Application Overview:**

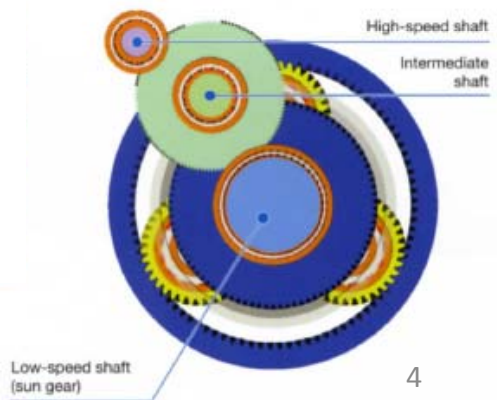

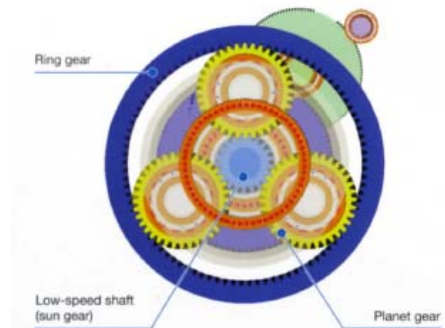
The gearbox is the component that increases the rotational speed transmitted via the main shaft up to the point where power can be generated. It consists of planet gears, a ring gear, a low speed shaft, an intermediate shaft, and a high speed shaft.

- **Bearing Applications:**

A combination of Cylindrical and Tapered Roller bearings are used to support the loads generated by the gears. Special clearances are often used. Full complement bearings and bearings on high speed shafts are often coated in a friction reducing coating (black oxide) to prevent damage caused by skidding.

- **Items to Consider:**

It is also important to investigate the proper bearings for the gearbox using an analysis program similar to that for the main shaft. If the rigidity of the planet gear is low, the ring gear deforms, and this may have an influence on the inner components and shorten the service life of bearings. Service life of gearboxes is a major concern of the Wind Industry.



BSA Industry Brief: Wind Power

Generator

- **Application Overview:**


Generators convert the mechanical energy obtained from the wind into electrical energy.

- **Bearing Applications:**

Radial ball Bearings are the most commonly used bearing due to the low friction and capacity requirements of this application.

- **Items to Consider:**

Bearings used in generators are subject to electric pitting – a phenomenon where the surface melts locally because sparks are generated as the electricity passes through the ultra-thin oil layer and into the bearing while rotating. This is one of the main factors that can lead to damage and reduce bearing service life. To combat this ceramic balls are used providing excellent insulation performance, reduced operating temperatures when rotating, leading to improved life of lubrication and duration of preventative maintenance.



BSA Industry Brief: Wind Power

Pitch and Yaw



- **Application Overview:**

The Yaw Drive allows the turbine nacelle to rotate into the wind as the wind direction changes, as well as supports the nacelle on the tower. The Pitch Drive is used to feather the blade into and out of the wind to optimize blade angle leading to improved performance.

- **Bearing Applications:**

These applications require long periods in nearly stationary positions with large static and vibratory loads. Typically 4 point or 8 point contact ball bearings are used due to their capability to carry radial, thrust, and moment loads.

- **Items to Consider:**

For slewing bearing applications it is important to keep both bearing static capacity and stiffness in mind. One must also pay attention to the slewing rim gearing for optimum performance.



BSA Industry Brief: Wind Power

Operations and Maintenance



BSA Industry Brief: Wind Power

Operations and Maintenance



- Turbines are designed for a 20 year life span – one of the biggest concerns facing Wind Farms today is how they should plan to operate after the OEM warranty period (typically 5 years).
- 79% of wind turbines were still under warranty in 2011, but that is going to be changing rapidly due to the large amount of installations in the past few years.
- O & M costs for wind power are double or triple the figures originally projected. They are particularly high in the U.S. For example, O & M costs in 2011 averaged \$0.027 per kWh, but were originally estimated to be \$0.005 per kWh.
- A significant amount of research is currently going into gearbox reliability – many gearboxes are failing after 6-8 years in operation.

Source: Wind Energy Update – The Wind Energy Operations & Maintenance Report

*BSA extends special thanks to Jaime Lox, Koyo Corporation,
for his help in preparing this Industry Brief.*

BSA Industry Brief: Wind Power

Recommended O & M Practices



There is a tendency to focus on blades, gearboxes, and generators but even low value component failures such as a loose bolt can lead to severe revenue losses – making regularly scheduled inspections critical:

Avoiding Downtime and Revenue Loss

- Visual Inspections
- Blades
- Videoprobe
- Thermal Imaging
- Vibration Monitoring
- Oil and Grease Analysis

Component	Probability of Component Replacement or Refurbishment	Cost (% of the WTG Cost)	Estimated Downtime (Weeks)
Tower	Very Low	22%	6-10
Hub	Very Low	16%	4-8
Gearbox	High	14%	2-4
Blade (Individual)	Low	6%	2-10
Generator	Medium	6%	2-4
Yaw Bearing	Low	3%	2-10
Main Shaft Bearing	Low	2%	2-4

Source: Wind Today Magazine - First Quarter 2011 Issue